



Authorized Sales, Service, and Support Agents



Multi-Stage Bolt Former

High Speed Heading Machine

High Speed Contact Molding Machine



Main Equipment:

- The stability and precision of the mainslide is secured by "Tungsten Carbide" for a long period of operation.
- Microcomputer Auto-Checking Safety Devices.
- Air Clutch brake System.
- Automatic Screw Conveyor.
- The Solid Cut-Off Die And Knife System.
- 24 Bytes Computer Inverter Group.
(Control Motor Limitless Variable speed)



Particular:

- Manufacture particularly very short special bolts that can not be done with transfer fingers.
- Closed bush cut off knife mechanism, blanks are gripped by opening of the transfer fingers.
- To facilitate the adjustment of the #1,#2,#3, K.O.Die, independent adjusting mechanism is used.
- The transfer opening cams operated by gear assure good precision of the blank transfer at high speed.
- Equipped with a computerized process controller, that assure the safety of the machine and excellent quality.



Model	Max. Cut-Off Dia. (mm)	Max. Cut-Off Length (mm)	Production Speed (PCS/MIN)	P.K.O. Stroke (mm)	K.O. Stroke (mm)	Stroke (mm)	Main Motor (HP)	Cut-Off Die Dia. (mm)	Main Die Dia. (mm)	Die Pitch (mm)	Punch Dia. (mm)	Machine Wt (Kg)	Normal Size of Bolt (mm)	Shank Length of Blank (mm)	Forging Load (Kg)
HBF-823	ø 10	70	60~100	16	① 60	100	15	ø 32	① ø45*121L	65	① ø35*130L	8,000	5~10	5~40	45,000
					② 40				② ø52*132L		② ø45*130L				
									③ ø70*125L						

Main Equipment:

- The stability and precision of the mainslide is secured by "Tungsten Carbide" for a long period of operation.
- Microcomputer Auto-Checking Safety Devices.
- Air Clutch brake System.
- Automatic Screw Conveyor.
- The Solid Cut-Off Die And Knife System.
- 24 Bytes Computer Inverter Group.
(Control Motor Limitless Variable speed)



Particular:

- Manufacture particularly very short special bolts that can not be done with transfer fingers.
- Closed bush cut off knife mechanism, blanks are gripped by opening of the transfer fingers.
- To facilitate the adjustment of the #1,#2,#3, K.O.Die, independent adjusting mechanism is used.
- The transfer opening cams operated by gear assure good precision of the blank transfer at high speed.
- Equipped with a computerized process controller, that assure the safety of the machine and excellent quality.



Model	Max. Cut-Off Dia. (mm)	Max. Cut-Off Length (mm)	Production Speed (PCS/MIN)	P.K.O. Stroke (mm)	K.O. Stroke (mm)	Stroke (mm)	Main Motor (HP)	Cut-Off Die Dia. (mm)	Main Die Dia. (mm)	Die Pitch (mm)	Punch Dia. (mm)	Machine Wt (Kg)	Normal Size of Bolt (mm)	Shank Length of Blank (mm)	Forging Load (Kg)
HBF-823	ø 10	70	60~100	16	① 60	100	15	ø 32	① ø45*121L	65	① ø35*130L	8,000	5~10	5~40	45,000
					② 40				② ø52*132L		② ø45*130L				
									③ ø70*125L						



HBF-523

HH Forming 2-Die 3-Blow Bolt Former



Main Equipment:

- The stability and precision of the mainslide is secured by "Tungsten Carbide" for a long period of operation.
- Microcomputer Auto-Checking Safety Devices.
- Air Clutch brake System.
- Automatic Screw Conveyor.
- The Solid Cut-Off Die And Knife System.
- 24 Bytes Computer Inverter Group.
(Control Motor Limitless Variable speed)



Particular:

- Manufacture particularly very short special bolts that can not be done with transfer fingers.
- Closed bush cut off knife mechanism, blanks are gripped by opening of the transfer fingers.
- To facilitate the adjustment of the #1,#2,#3, K.O.Die, independent adjusting mechanism is used.
- The transfer opening cams operated by gear assure good precision of the blank transfer at high speed.
- Equipped with a computerized process controller, that assure the safety of the machine and excellent quality.



Model	Max. Cut-Off Dia. (mm)	Max. Cut-Off Length (mm)	Production Speed (PCS/MIN)	P.K.O. Stroke (mm)	K.O. Stroke (mm)	Stroke (mm)	Main Motor (HP)	Cut-Off Die Dia. (mm)	Main Die Dia. (mm)	Die Pitch (mm)	Punch Dia. (mm)	Machine Wt (Kg)	Normal Size of Bolt (mm)	Shank Length of Blank (mm)	Forging Load (Kg)
HBF-523	ø 6	60	80~120	12	① 55	92	5	ø 22	① ø35*81L	44	① ø26*76L	3,200	2~5	2~35	17,500
					② 35				② ø35*76L		② ø35*76L				
									③ ø45*84L		③ ø31*76L				



HBF-323

HH Forming 2-Die 3-Blow Bolt Former



Main Equipment:

- The stability and precision of the mainslide is secured by "Tungsten Carbide" for a long period of operation.
- Microcomputer Auto-Checking Safety Devices.
- Air Clutch brake System.
- Automatic Screw Conveyor.
- The Solid Cut-Off Die And Knife System.
- 24 Bytes Computer Inverter Group.
(Control Motor Limitless Variable speed)

Added Features:

- Slip-way of die block is equipped with the latest fine-tuning feature set, which can self-adjust the perpendicularity of mold with master degree.
- PKO (Anti-playing) devices have an independent control functions.
- Slide lining all the main plus inlay tungsten steel, to ensure that 10 years without wear and tear.

Particular:

- Manufacture particularly very short special bolts that can not be done with transfer fingers.
- Closed bush cut off knife mechanism, blanks are gripped by opening of the transfer fingers.
- To facilitate the adjustment of the #1,#2,#3, K.O.Die, independent adjusting mechanism is used.
- The transfer opening cams operated by gear assure good precision of the blank transfer at high speed.
- Equipped with a computerized process controller, that assure the safety of the machine and excellent quality.



Model	Max. Cut-Off Dia. (mm)	Max. Cut-Off Length (mm)	Production Speed (PCS/MIN)	P.K.O. Stroke (mm)	K.O. Stroke (mm)	Stroke (mm)	Main Motor (HP)	Cut-Off Die Dia. (mm)	Main Die Dia. (mm)	Die Pitch (mm)	Punch Dia. (mm)	Machine Wt (Kg)	Normal Size of Bolt (mm)	Shank Length of Blank (mm)	Forging Load (Kg)
HBF-323	ø 3	35	100~150	5	① 25	60	3	ø 15	① ø22*51L	34	① ø18*52L	1,600	0.8~3	2~20	10,000
					② 20				② ø24*52L		② ø24*52L				
									③ ø34.5*54L		③ ø24*52L				




HBF-5490

HH Forming 4-Die 4-Blow Bolt Former



HBF-5390

HH Forming 3-Die 3-Blow Bolt Former



Main Equipment:

- The stability and precision of the mainslide is secured by "Tungsten Carbide" for a long period of operation.
- Microcomputer Auto-Checking Safety Devices.
- Air Clutch brake System.
- Automatic Screw Conveyor.
- The Solid Cut-Off Die And Knife System.
- 24 Bytes Computer Inverter Group.
(Control Motor Limitless Variable speed)

Main Equipment:

- The stability and precision of the mainslide is secured by "Tungsten Carbide" for a long period of operation.
- Microcomputer Auto-Checking Safety Devices.
- Air Clutch brake System.
- Automatic Screw Conveyor.
- The Solid Cut-Off Die And Knife System.
- 24 Bytes Computer Inverter Group.
(Control Motor Limitless Variable speed)


Model	Max. Cut-Off Dia. (mm)	Max. Cut-Off Length (mm)	Production Speed (PCS/MIN)	P.K.O. Stroke (mm)	K.O. Stroke (mm)	Stroke (mm)	Main Motor (HP)	Cut-Off Die Dia. (mm)	Main Die Dia. (mm)	Die Pitch (mm)	Punch Dia. (mm)	Machine Wt (Kg)	Normal Size of Bolt (mm)	Shank Length of Blank (mm)	Forging Load (Kg)
HBF-5490	ø 5	70	100~200	10	52	98	10	ø 22	ø40*71L	53	ø34*67L	4,200	2-5	5~46	22,000

Model	Max. Cut-Off Dia. (mm)	Max. Cut-Off Length (mm)	Production Speed (PCS/MIN)	P.K.O. Stroke (mm)	K.O. Stroke (mm)	Stroke (mm)	Main Motor (HP)	Cut-Off Die Dia. (mm)	Main Die Dia. (mm)	Die Pitch (mm)	Punch Dia. (mm)	Machine Wt (Kg)	Normal Size of Bolt (mm)	Shank Length of Blank (mm)	Forging Load (Kg)
HBF-5390	ø 5	70	110~220	10	52	100	10	ø 22	ø40*71L	53	ø34*67L	3,800	2-5	5~46	20,000



HBF-3470

HH Forming 4-Die 4-Blow Bolt Former



Main Equipment:

- The stability and precision of the mainslide is secured by "Tungsten Carbide" for a long period of operation.
- Microcomputer Auto-Checking Safety Devices.
- Air Clutch brake System.
- Automatic Screw Conveyor.
- The Solid Cut-Off Die And Knife System.
- 24 Bytes Computer Inverter Group.
(Control Motor Limitless Variable speed)



HBF-323A

HH Forming High Speed Contact Molding Machine



Main Equipment:

- The stability and precision of the mainslide is secured by "Tungsten Carbide" for a long period of operation.
- Microcomputer Auto-Checking Safety Devices.
- Air Clutch brake System.
- Automatic Screw Conveyor.
- The Solid Cut-Off Die And Knife System.
- 24 Bytes Computer Inverter Group.
(Control Motor Limitless Variable speed)

Model	Max. Cut-Off Dia. (mm)	Max. Cut-Off Length (mm)	Production Speed (PCS/MIN)	P.K.O. Stroke (mm)	K.O. Stroke (mm)	Stroke (mm)	Main Motor (HP)	Cut-Off Die Dia. (mm)	Main Die Dia. (mm)	Die Pitch (mm)	Punch Dia. (mm)	Machine Wt (Kg)	Normal Size of Bolt (mm)	Shank Length of Blank (mm)	Forging Load (Kg)
HBF-3470	ø 3	45	120~220	6	25	70	5	ø 15	ø34.5*61L	43	ø24*52L	2,000	0.8~3	4~25	10,000

Model	Max. Cut-Off Dia. (mm)	Max. Cut-Off Length (mm)	Production Speed (PCS/MIN)	K.O. Stroke (mm)	Stroke (mm)	Main Motor (HP)	Cut-Off Die Dia. (mm)	Main Die Dia. (mm)	Punch Dia. (mm)	Machine Wt (Kg)	Normal Size of Bolt (mm)	Shank Length of Blank (mm)	Forging Load (Kg)
HBF-323A	ø3	25	100~150	15	50	3	ø 12	19	19	1,500	0.5~3	1~12	6,500



HBF-523A

HH Forming Bush Cut-off Semi Tubular Rivet Machine



Main Equipment:

- The stability and precision of the mainslide is secured by "Tungsten Carbide" for a long period of operation.
- Microcomputer Auto-Checking Safety Devices.
- Air Clutch brake System.
- Automatic Screw Conveyor.
- The Solid Cut-Off Die And Knife System.
- 24 Bytes Computer Inverter Group.
(Control Motor Limitless Variable speed)



Particular:

- Manufacture particularly very short special bolts that can not be done with transfer fingers.
- Closed bush cut off knife mechanism, blanks are gripped by opening of the transfer fingers.
- To facilitate the adjustment of the #1,#2,#3, K.O.Die, independent adjusting mechanism is used.
- The transfer opening cams operated by gear assure good precision of the blank transfer at high speed.
- Equipped with a computerized process controller, that assure the safety of the machine and excellent quality.



Model	Max. Cut-Off Dia. (mm)	Max. Cut-Off Length (mm)	Production Speed (PCS/MIN)	P.K.O. Stroke (mm)	K.O. Stroke (mm)	Stroke (mm)	Main Motor (HP)	Cut-Off Die Dia. (mm)	Main Die Dia. (mm)	Punch Dia. (mm)	Machine Wt (Kg)	Normal Size of Bolt (mm)	Shank Length of Blank (mm)
HBF-523A	ø6	60	70~120	10	40	92	3	ø 19	ø34.5*81L	31	3,000	2~6	6~40



HH-25206

HH Forming HH High Speed Heading Machine



HH series of heading machines which has been techniques researched and experimented for many years. The whole machines is made by using highclass material through to dispose of special and strong in itself. The stability and precision of the mainslide is secured by "Overarm" designed for a long period of operation. The forced lubrication system with less wear and tear ensured the production at high speed.




Model	Blank Diameter Max. (mm)	Blank Length Max. (mm)	Stroke (mm)	Blank Per Min	Die Dia (mm)	Cut-Off Die Dia (mm)	Punch Die (mm)	Motor		Overall Dimension			Weight Approx. (Kg)
								(HP)	Oil Pump (HP)	L (mm)	W (mm)	H (mm)	
HH-1592	6	63	92	120~150	34.5	19	31	3	1/4	2100	1150	1350	1700
HH-20142	8	102	142	60~90	43	24	34	5	1/4	3000	1250	1400	3000
HH-25206	10	150	206	50~70	54	32	42	7 1/2	1/4	3800	1600	1500	5000
HH-25290	10	220	290	30~45	60	32	42	7 1/2	1/4	5100	1600	1500	6800



HH Forming


HH-20142

High-Speed Heading Machine



HH-1592

HH High Speed Heading Machine



HH series of heading machines which has been techniques researched and experimented for many years. The whole machines is made by using highclass material through to dispose of special and strong in itself. The stability and precision of the mainslide is secured by "Overarm" designed for a long period of operation. The forced lubrication system with less wear and tear ensured the production at high speed.

Model	Blank Diameter Max. (mm)	Blank Length Max. (mm)	Stroke (mm)	Blank Per Min	Die Dia (mm)	Cut-Off Die Dia (mm)	Punch Die (mm)	Motor		Overall Dimension			Weight Approx. (Kg)
								(HP)	Oil Pump (HP)	L (mm)	W (mm)	H (mm)	
HH-1592	6	63	92	120~150	34.5	19	31	3	1/4	2100	1150	1350	1700
HH-20142	8	102	142	60~90	43	24	34	5	1/4	3000	1250	1400	3000
HH-25206	10	150	206	50~70	54	32	42	7 1/2	1/4	3800	1600	1500	5000
HH-25290	10	220	290	30~45	60	32	42	7 1/2	1/4	5100	1600	1500	6800

